

Pentair Dashboard



Product Dashboard



Schedule
(future feature)



Notifications

Using the app is simple. Use the bottom icons to navigate wherever you need to go. See the following pages for full instructions.

PENTAIR HOME

FOLEO SMART SOFTENER


Homeowner Guide

Water is essential to our well-being. The Pentair Home Foleo Smart Water Softener is WiFi-enabled and designed to sync with the Pentair Home app, giving you the information you need about your water anytime, anywhere.

HOMEOWNER GUIDE

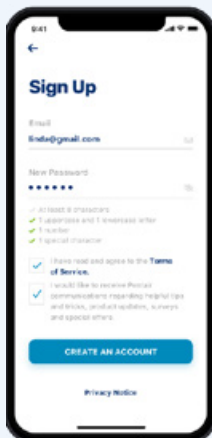
1 Get the app

- a** Search for and download **Pentair Home** in the App Store or Google Play.



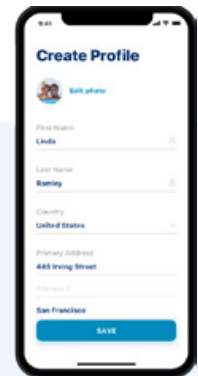
- b** Open the app and select **Sign Up**. Create a username and password.

Check your email and **click on the verification link** to get started.

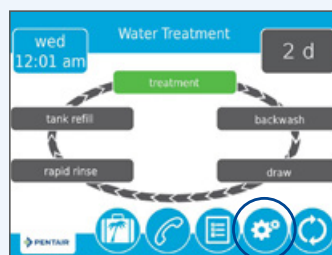


2 Set up your account

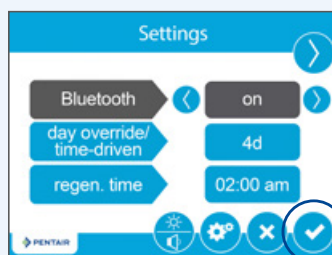
Using your **verified email address**, log into the app. **Create your profile.**



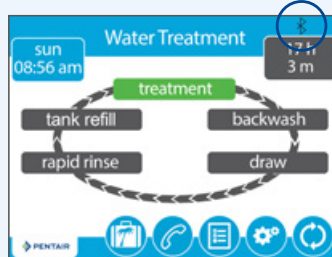
3 Connect your softener to the app



- a** At your softener, press the **Gear icon** on the display. Press the Bluetooth® wireless technology Off button then use the right arrow to turn Bluetooth on (also make sure your phone's Bluetooth® is on).



- b** Press the Check **Mark icon**.

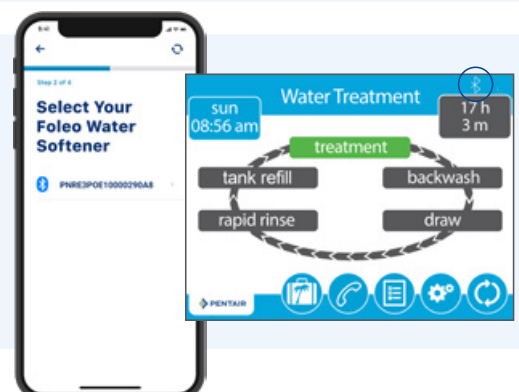


- c** The **black Bluetooth® logo** signifies the connection is now open.

4 Add your device

Choose **the device** (name will always start with the letters PNR).

The Bluetooth® icon on the softener valve will **turn white after connecting**, so you know you've made a successful connection.



A stable and sufficient WiFi signal is essential